



Office
Hours Overview





Office Hours – What to Expect

- ❑ Office hours are designed for students of Vista Murrieta to pursue excellence through remediation, tutoring, study groups, make-ups, or enrichment.
- ❑ The teachers are driving the office hours based on student needs
- ❑ This is valuable time to receive additional student support from teachers

How can this time be used?

- Assignment completion
- Study groups
- Lesson re-teach
- Make-up tests
- Tutoring
- Extended learning, remediation, or enrichment



Office Hours - Bell Schedule

A & B Days WITH Office Hours

Period 1/2	7:30 - 9:01
Office Hours	9:06-9:36
Break	9:36-9:46
Period 3/4	9:51 - 11:30
Lunch 1	11:30 - 12:00
Period 5	12:05-12:54
<u>OR</u>	
Period 5	11:35-12:24
Lunch 2	12:24-12:54
Period 6/7	12:59-2:30


Multiple Invites


- ❑ Each department has priority days. Students should still communicate with teachers if they receive multiple invites and establish plans on meeting with them.

Thursday	Friday
Math	Science
Social Science	English
CTE / ICT	World Language
VAPA	PE

Student Procedures

- ❑ Students need to refer to their teachers' offering posters in order to know what to sign up for.
- ❑ Signing up ahead of time avoids the issue being late to a class. BE PROACTIVE!
- ❑ Ask your teacher how to go about reserving a spot.
- ❑ For the most academic benefit, go to your class you need the most support in. Refer to your Canvas and Aeries accounts to be updated with your grades.

TEACHER'S NAME:	OFFICE HOURS LOCATION:
Thursday's Office Hours Date:	Friday's Office Hours Date:
 VISTA MURRIETA HIGH SCHOOL	

TEACHER'S NAME: Woods	OFFICE HOURS LOCATION: E147
Thursday's Office Hours Date: 2/3/2022 Vocab quiz make-ups	Friday's Office Hours Date: 2/4/2022 Math quiz retake
 VISTA MURRIETA HIGH SCHOOL	

Student Procedures and Expectations

- ❑ Scheduled invites will be emailed to you. CHECK YOUR EMAIL/ CANVAS DAILY!
- ❑ You may only go to one of your teachers. Sign up with a teacher ahead of time (by Wednesday latest) to avoid being late. Have a 2nd and 3rd choice already established in case your 1st choice class is full.
- ❑ Be sure to check-in by scanning the teacher's QR code
- ❑ Students need to use the 5-minute passing period to get from their "home stables" (period 1 or 2) to another class.
- ❑ Students should be doing an activity that enhances or enriches their academics. It is not "free time".

C *Character*

- Showing respect and compassion
- Acting with personal and academic integrity
- Following school behavior expectations
- Pursuing success with honor

L *Leadership*

- Modeling positive behavior within the school community
- Contributing to a culture of positive risk taking
- Engaging in collaborative learning experiences
- Participating in extracurricular opportunities

A *Attitude*

- Displaying motivation for academic excellence
- Accepting rigorous challenges
- Contributing to a positive culture within the community
- Welcoming feedback

S *Scholarship*

- Demonstrating effective work habits
- Taking ownership of individual learning experiences
- Aspiring to perform at personal best
- Using information and technology to enhance learning

S *Service*

- Contributing to the well being of global society
- Exercising positive citizenship
- Participating in a variety of community service opportunities
- Contributing to a clean, safe, and orderly school environment

THE VISTA MURRIETA COMMUNITY INSPIRES EVERY STUDENT TO THINK, LEARN, ACHIEVE, CARE AND LIVE THROUGH
C.L.A.S.S.

Attendance and Discipline



- Passing period is from 9:01-9:06am. Students have 5 minutes to be in a classroom.
- Break is AFTER office hours
- Any stray or late broncos roaming around will receive a detention / Saturday school.
- Attendance will be monitored so be sure to check in via the teacher's QR code

CLASS ACT BRONCOS

- ❑ Students with a 4.0 higher have the option to travel to a designated area on campus outside of a classroom (library or quad area)
- ❑ GPAs will be checked every 6 week grading period
- ❑ A sticker will be given to place on ID card for the grading period. Save it for that triad, as that can act as your pass to be outside of the classroom.
- ❑ These students will need to check in with an ID. No ID will result in being sent back to a classroom.



CLASS ACT BRONCOS

- ❑ Class Act Broncos will need to form a line in front of an administrator (stationed around the quad lunch tables and outside of library)
- ❑ Have your IDs ready! You will be scanned for check-in. No ID= No check in
- ❑ You must stay in your designated areas (library/ quad). No roaming around the campus.




Please
take a
moment to
download
on your
mobile
device:



Student Download - Instructions

- Here's a short video on how to download the Outlook app: [App download](#)
- Please download the Canvas app as well and check it daily!



Contact Ms. Woods for any questions.

GO BRONCOS!